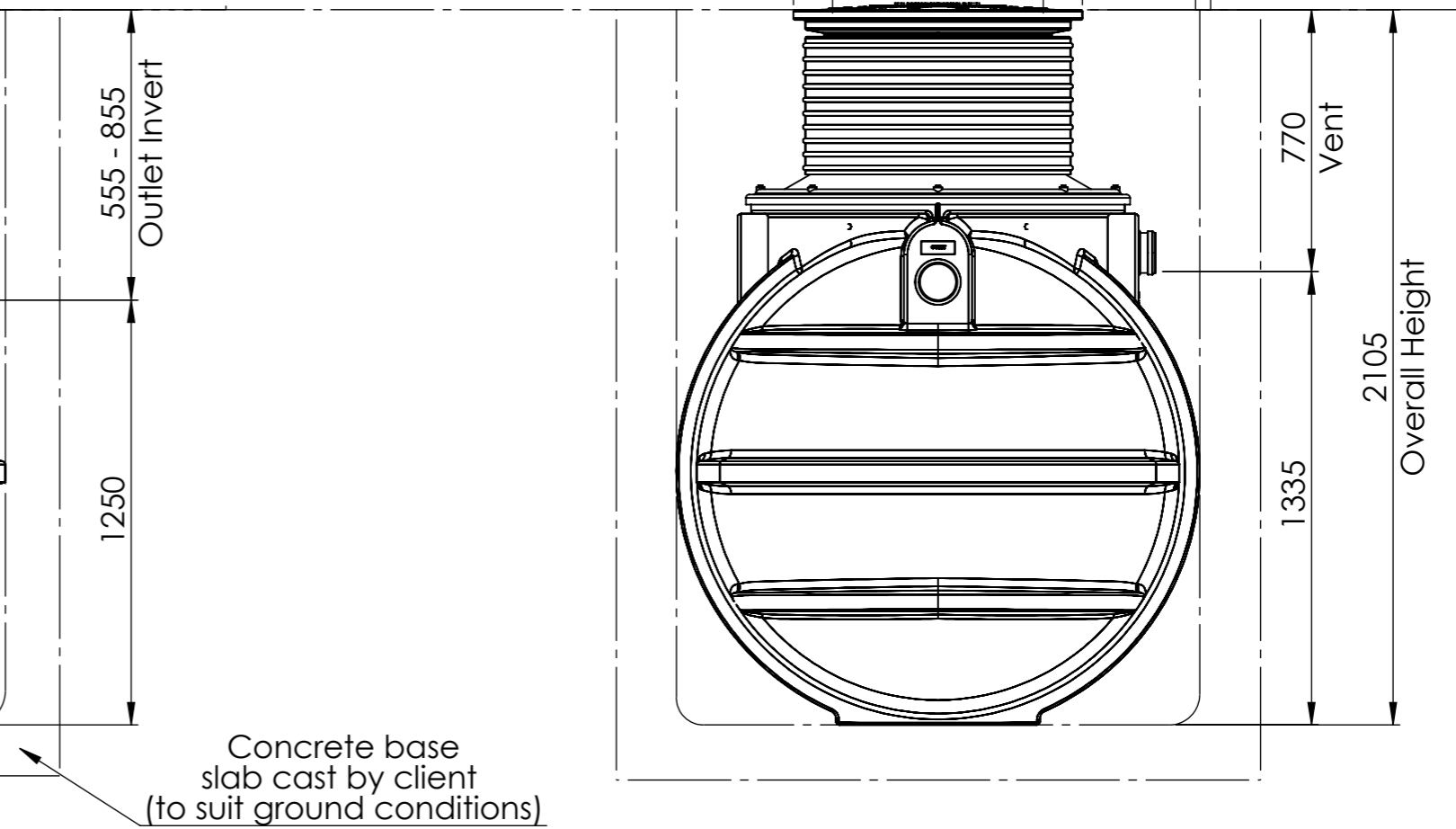
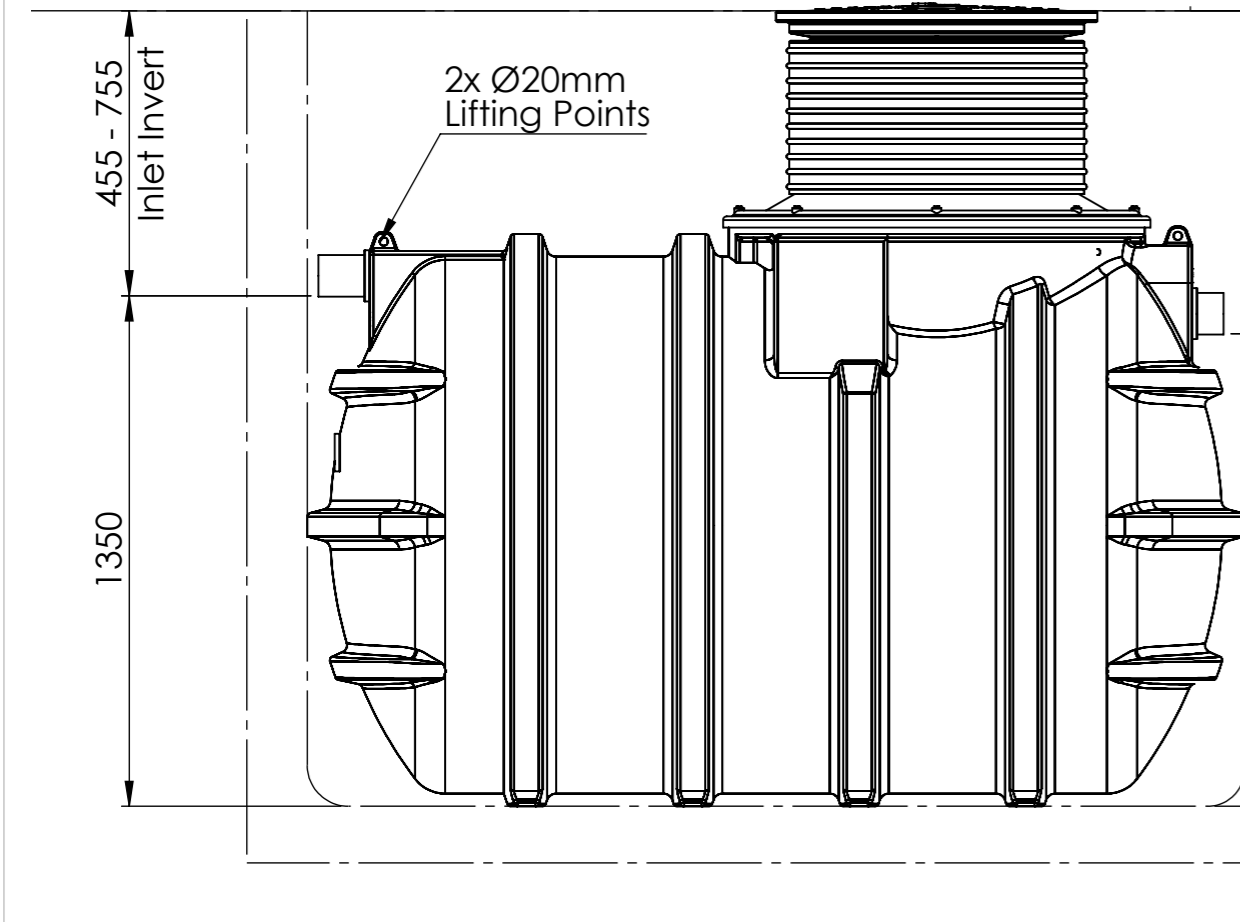
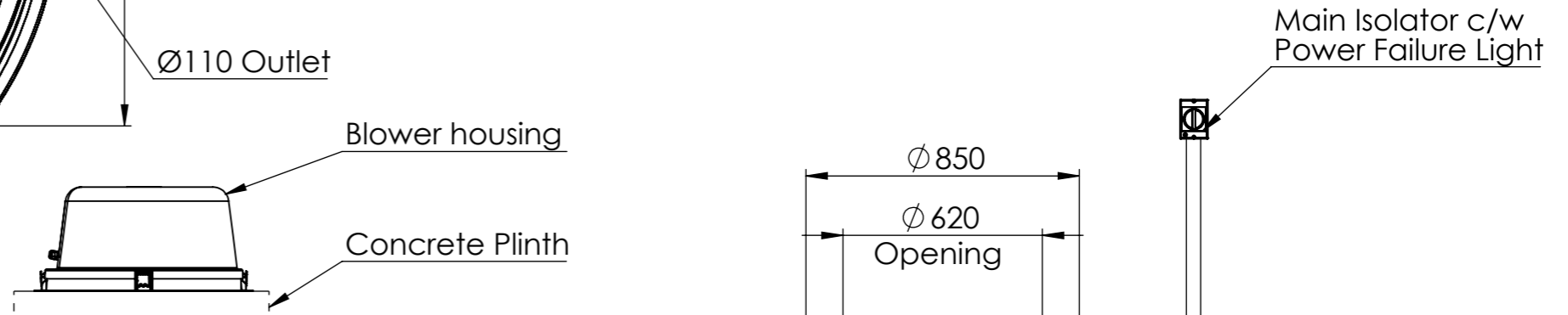


Notes :

1. Inlet and Outlet are Ø110 mm. Suitable reducers should be used to step down from bigger pipework. Supplied by others.
2. Units invert is adjustable by trimming external riser to required height. Selection of correct invert is key and must be suitable for drainage and ground levels on site.
3. Ext neck kit available for deeper inverts up to a maximum invert of 1400 mm. See extension neck drawing for assembly details.
4. It is important to read and understand installation operation and maintenance guidelines before attempting to install this unit.
5. Vent pipe connection is supplied but vent runs and stacks are supplied by others.
6. Air hose for tank internals is supplied with blower housing and is run through the vent.
7. Tank Weight (Empty) - 170 kg



Please check with Kingspan Water & Energy for the latest Issue of the drawing				
Issue	Date	Drawn By	Approved By	Description
01	12/01/2024	JMcM	JMcM	Initial Issue

LN Number :	Tolerance :
Finish :	Thickness :
Weight : 487.45 kg Kgs	Surface Area :
Modelled By :	Material : Various

Drawing : DS1437B	Page 1 of 1
BioAir 2 Gravity (6PE) Sales Drawing	

All dimensions in mm

Scale: Not to scale

A:\Wastewater\Engineering\Engineering Projects\980A - BioAir Treatment Plant (Clearwater Brand)\Sales Drawings\DS1437B

Clearwater reserve the right to alter the details of this drawing without prior notice. This drawing is copyright and may not be reproduced or used without the written permission of Clearwater.

