

Drawing Approval Date	
Name	
Signature	
I am signing to approve this drawing to progress my order in the build program. I accept that I cannot cancel this order following my signature of approval.	

40mm ENCAPSULATED STEEL

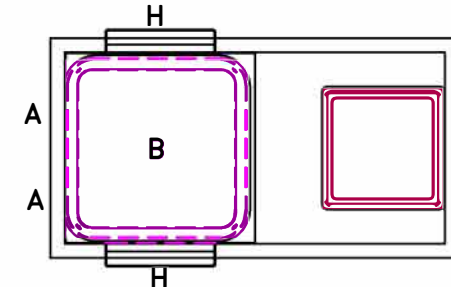
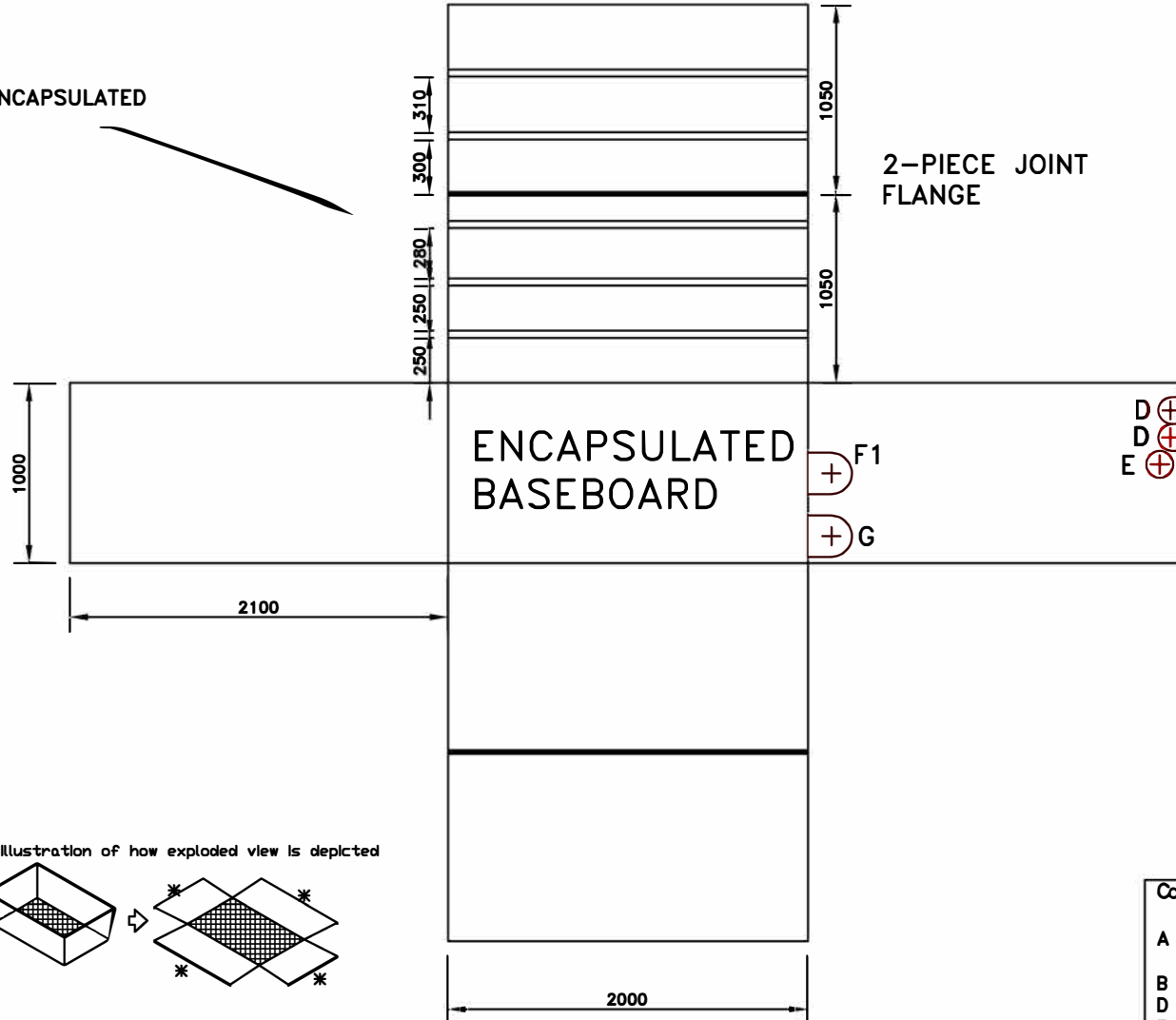
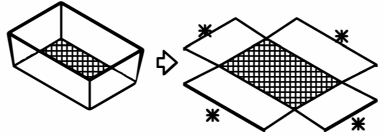


Illustration of how exploded view is depicted



Connections:

A Inlet	1 No Std pad Supply 2 No 35mm Equilibrium float valves loose
B Lid vent	1 No 22mm loose
D Overflow	2 No pads T6 supply 2 No 50mm Screened overflows loose
E warning pipe	1 No pad T3 supply 22mm loose
F1 Outlet	1 No pad T1 supply 2 1/2" PN116 flanged tank connector loose
G Drain	1 No pad T1 supply 1" BSFF tank connector loose
H Spill over weir	2 No SPO3 fitted

DRAWING No. QS.9048085		TITLE PS4200-NS-2-AB-SP		DATE 23/11/2021		NOTES		TANK SPECIFICATION:	
ALL DIMENSIONS ± 1mm UNLESS OTHERWISE STATED		SCALE 1:25		CUSTOMER		ALL DIMENSIONS IN MM - DO NOT SCALE		INTERNAL DIMS 2000 x 1000 x 2100mm	
A4		DATE 23/11/2021		CUSTOMER		ALL DIMENSIONS IN MM - DO NOT SCALE		EXTERNAL DIMS 2195 x 1202 x 2580mm	
A4		DATE 23/11/2021		CUSTOMER		ALL DIMENSIONS IN MM - DO NOT SCALE		NOM. CAPACITY 4200 Litres	
A4		DATE 23/11/2021		CUSTOMER		ALL DIMENSIONS IN MM - DO NOT SCALE		DRY WEIGHT XX Kg approx	
A4		DATE 23/11/2021		CUSTOMER		ALL DIMENSIONS IN MM - DO NOT SCALE		INSULATION 25mm	

PRODUCED BY AN AUTODESK STUDENT VERSION

PRODUCED BY AN AUTODESK STUDENT VERSION