

HOMESTREAM RAINWATER HARVESTING SYSTEM



THE DPT HOMESTREAM

PRODUCT OVERVIEW

The Homestream range of rainwater Harvesters are compact, packed with technology, and cost effective.

The system comes with two main components, these are the underground storage chamber and relevant components and the above ground control unit.

The system has been designed to make it as easy as possible for the home owner to install.

Simply connect power and discharge pipeline, and the system will delivery pressurised, filtered harvested rainwater to outside tap(s).

Available in a range of different capacities, from 1000L up to 5000L.

PRODUCT FEATURES

- Simple installation
- 110mm inlet and overflow
- Self-cleansing filter system
- Calmed inlet to prevent sediment displacement
- Super robust chamber design
- Compact control system
- 32mm discharge line
- Recessed access covers are available as an extra



PRODUCT APPLICATIONS

- Toilet flushing throughout an entire property
- Domestic laundry
- Vehicle wash down areas
- Irrigation and garden sprinklers



THE DPT HOMESTREAM

WELCOME TO HOMESTREAM

The Homestream has been developed by DPT, a U.K. market leader for cost effective, low power, and environmentally-friendly rainwater harvesting systems.

We bring over 25 years of experience to the rainwater industry, with tens of thousands of installations of pump stations, cold water booster sets, and rainwater harvesting solutions.

The Homestream has been expertly designed by our in-house design and engineering team to be simple to install, robust, and ultra efficient.

The system is suited to a single property or a larger development, as well as retro fit into existing developments.

The Homestream is backed by expert support from our team of professionals to guide you through the install process.

WHAT IS RAINWATER HARVESTING?

Rainwater harvesting is the process of taking rainwater from surface areas, such as roofs and courtyards and storing it in an underground chamber.


The collected rainwater passes through filtration systems to remove any collected debris such as leaves and moss before being pumped to your property for use in applications such as toilet flushing, washing machines, outside taps, and irrigation.

WHY HARVEST RAINWATER?

More and more people are turning to rainwater harvesting in an effort to be more environmentally conscious.

With many water authorities struggling to keep up with the increasing demand placed on the water infrastructure, rainwater harvesting is a great alternative to ensure constant water supply.

Collected rainwater can provide around 50 per cent of household water needs. This not only saves water and costs, but also reduces our impact on the environment.



WHY CHOOSE HOMESTREAM?

The Homestream is packed with technology, allowing the system to operate with an extremely low energy footprint.

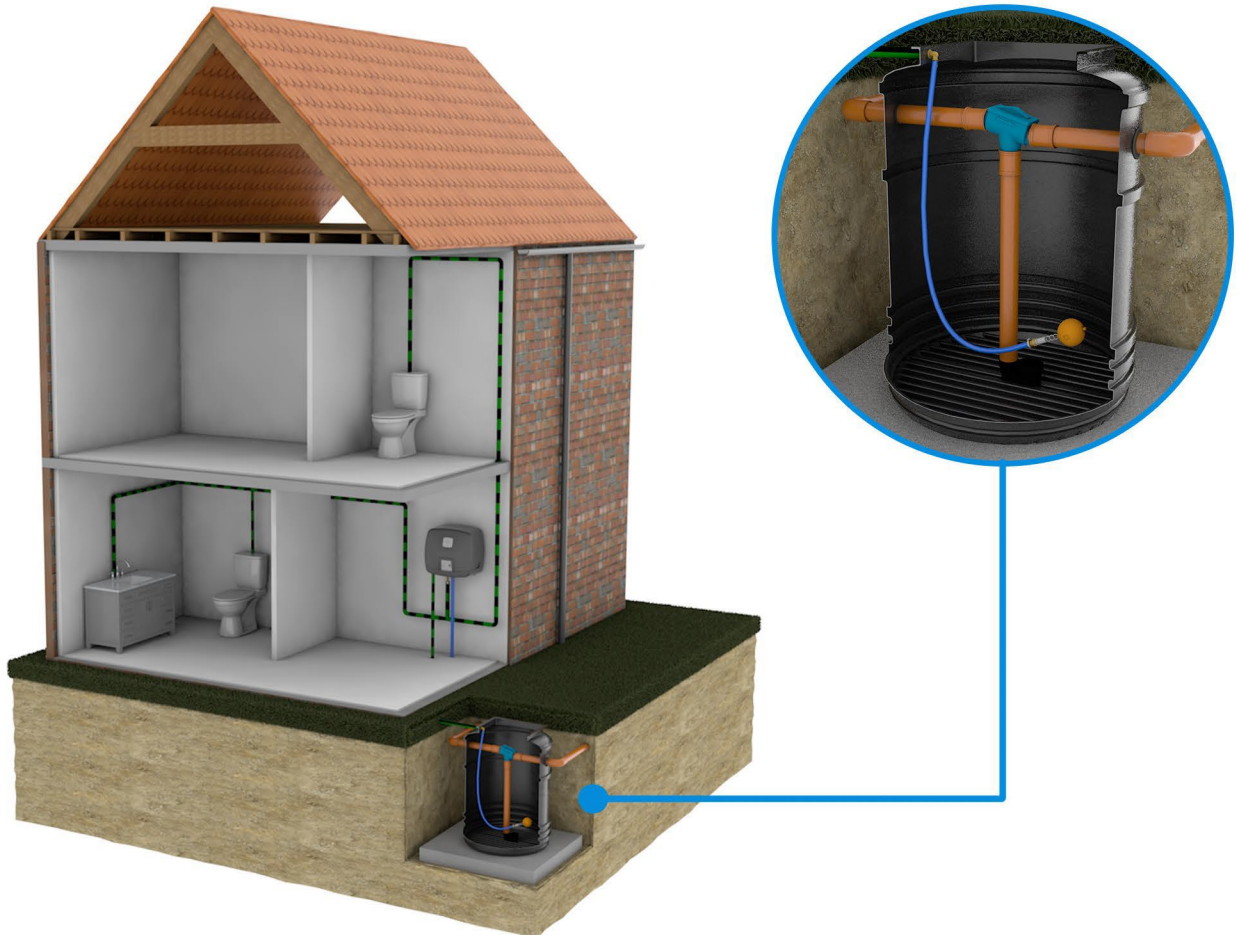
The Homestream outperforms any domestic rainwater harvesting system with the ability to provide rainwater to multiple outlets with a maximum power consumption of 1.1 Watts.

Unlike other rainwater harvesting systems, the Homestream is able to supply water to a high-demand property via its intelligent control system.

In addition to this the system also comes with the most efficient mains water top-up available. Unlike other top-up systems which fill the main chamber in times of low rainfall, the Homestream fills a secondary smaller chamber housed in the control unit.

This vastly reduces the reliance on mains water to fill a large underground chamber, and therefore reduces costs even further.

FLOATING SUCTION EXAMPLE



WHEN SHOULD FLOATING SUCTION BE USED?

Floating suction can be used with the Homestream system when the main control unit is no more than 3 meters from the storage tank.

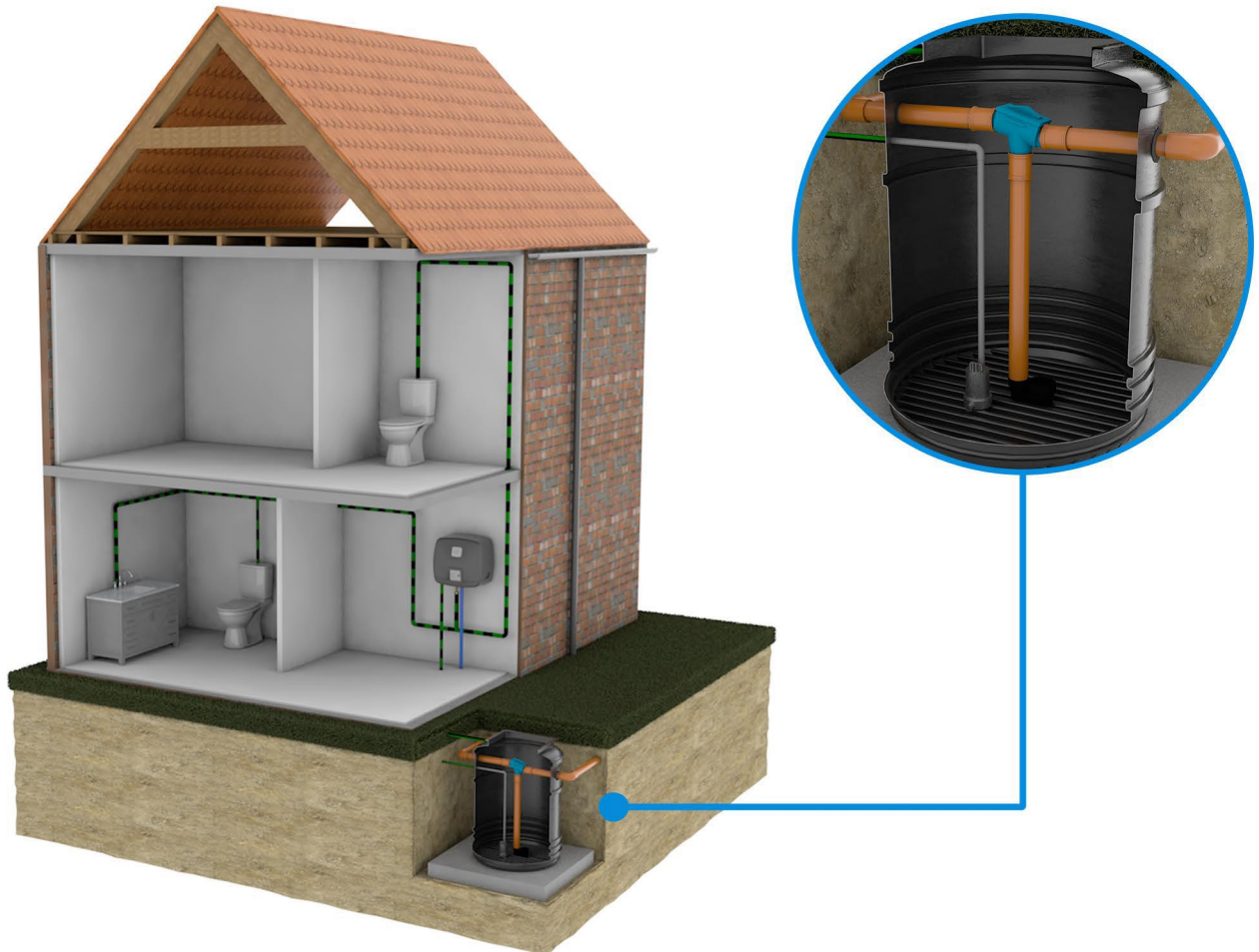
If your control unit sits more than 3 meters from the Homestream chamber, you will require a “pump assisted” system to ensure enough water is fed to the property to meet demand.

WHAT IS FLOATING SUCTION?

A floating suction filter is an extraction hose that comes with an attached ball float that enables the collected rainwater water to be extracted from the cleanest part of the tank.

This is below the surface, allowing the system to access water with no sediment that may have formed in the bottom of the chamber.

PUMP ASSISTED EXAMPLE



WHEN SHOULD PUMP ASSIST BE USED?

Pump assist should be used with the Homestream system when the main control unit is more than 3 meters from the storage tank.

If your control unit sits more than 3 meters from the Homestream chamber, you will require a "pump assisted" system to ensure enough water is fed to the property to meet demand.

WHAT IS PUMP ASSIST?

A pump assist system is a method of extracting rainwater from the Homestream via a submersible pump with a debris filter, this enables the collected rainwater water to be extracted from the tank and fed to the control unit for distribution to the property.

THE DPT HOMESTREAM

THE INTELLIENT CONTROL UNIT

The Homestream control unit can be used for the use of filtered rainwater for flushing toilets, connecting a washing machine and an outdoor tap. It is also suitable for continuous consumption such as garden irrigation. The unit is compact and suitable for wall mounting.

The system has been designed to be "plug and play" in a compact form factor. The system is built in accordance with EN1717 and comes with an AB airgap and a 7 litre internal chamber.

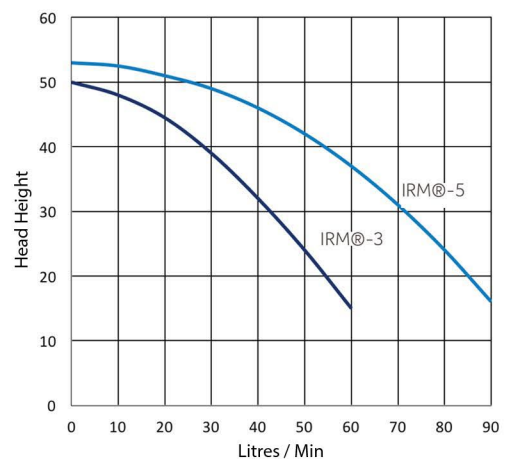
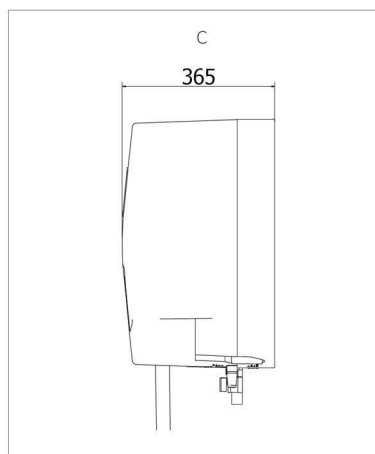
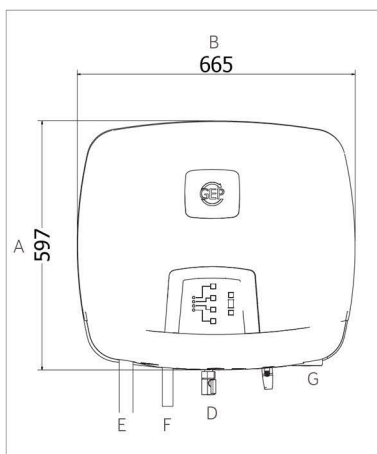
PRODUCT FEATURES

- Self-priming centrifugal pump
- Automatic pressure control
- Motor controlled ball valve
- Instant switch between rain and mains water
- 7 litre break tank
- Soundproof housing



TECHNICAL DETAILS

TECHNICAL DATA		TECHNICAL SPECIFICATIONS		MATERIALS		
DESCRIPTION	UNITS	DESCRIPTION	UNITS	UNITS	DESCRIPTION	UNITS
Height A in mm	596	Voltage in V	230	230	Sound insulating hood	EPP
Width B in mm	662	Power in Watt	1.10	1.35	Breaktank	HDPE
Depth C in mm	365	Max. flow in liter/min	60	90	Press, suction side	Messing
Drinking water connection D	3/4"	Max. head in m	50	53	Impellers	RVS
Suction pipe E	1"	Weight in kg	33	33	Pump housing	RVS
Pressure line F	1"	Number of impellers	5	5	Motor housing	RVS
Emergency overflow G in mm	Ø75	Condensator in µF	20	25	Air separator and guide wheel	PPO (noryl)
Volume breaktank in liters	7					




THE DPT HOMESTREAM

CONNECTIONS OVERVIEW



1. Rainwater Inlet (Suction Pipe)
2. Warranty Sticker
3. Pressure Pipe
4. Drinking Water In
5. Voltage 230v 50Hz
6. Float Sensor
7. Overflow



1. Rainwater Inlet (Suction Pipe)
2. Pressure Pipe
3. Drinking Water In
4. Voltage 230v 50Hz
5. Float Sensor
6. Overflow

DPT