

AQUABOOST

SP2V-10HM04S-VARiFLO-24

The Aquaboost SP2V-10HM04S-VARiFLO-24 booster set utilises WRAS approved components and features two stainless steel multistage pumps mounted on a galvanised steel base plate. The pumps are operated by our advanced variable speed controller and will deliver a nominal flow rate of 10.0 m³/h (Per Pump) and nominal head pressure of up to 3.6 bar.

WRAS & KIWA Regulation 4 approved



Features

- Flow rates up to 14 m³/h (per pump)
- Head pressure up to 4.8 Bar
- Variable speed pump control
- Duty-assist and duty-standby modes
- WRAS & KIWA Regulation 4 approved
- 304 Stainless Steel (WRAS Approved) Pumps
- 304/316 Stainless steel manifold assembly
- 24 litre pressure vessel with flow through isolation & drain valve
- Air cooled inverters
- BMS Volt free contacts
- External Low Water
- Electronic dry run protection
- AV mounts & Flexible connectors optional

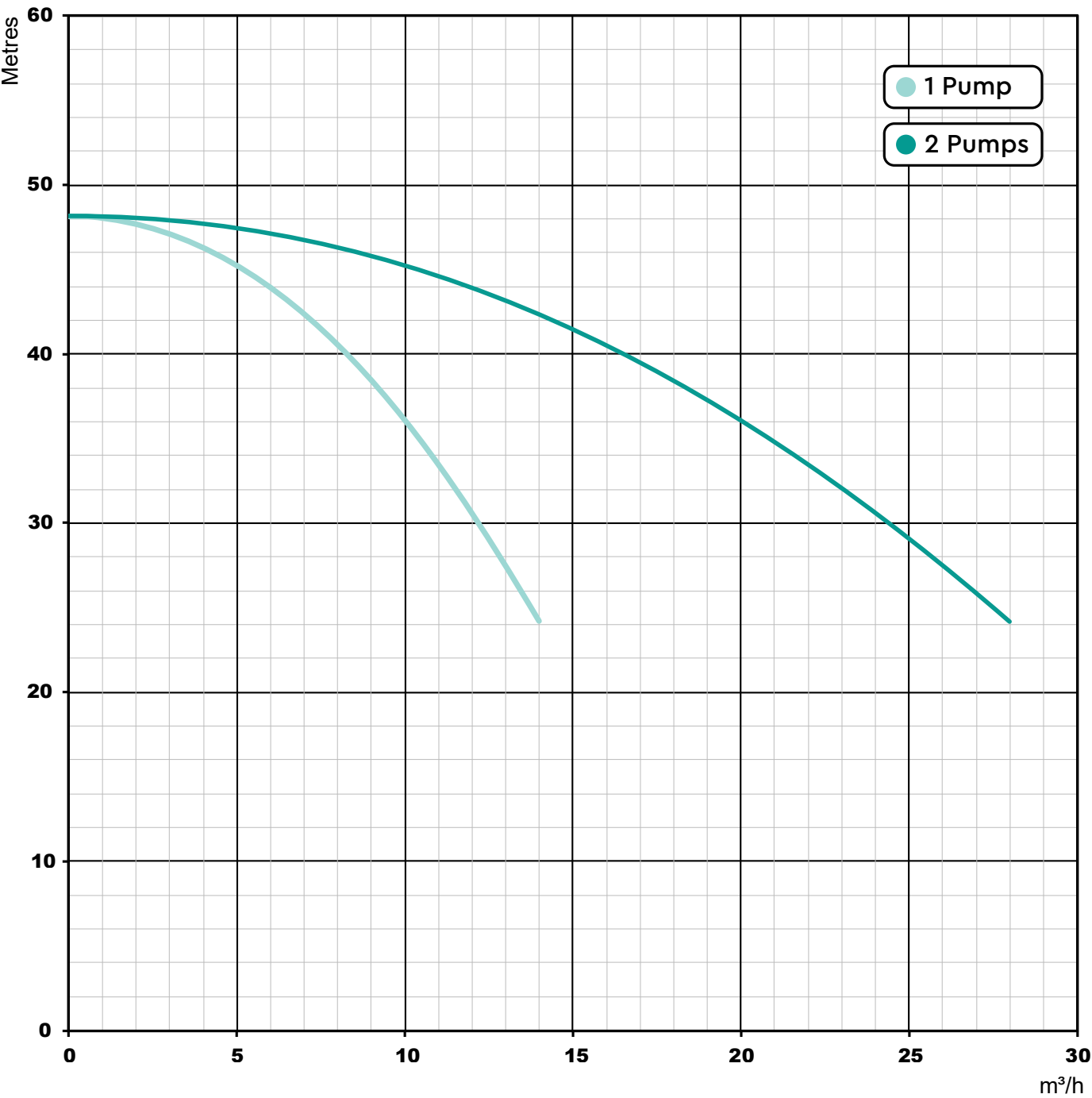
Applications

- Cold water pressure and flow boosting in a range of domestic, commercial and industrial applications

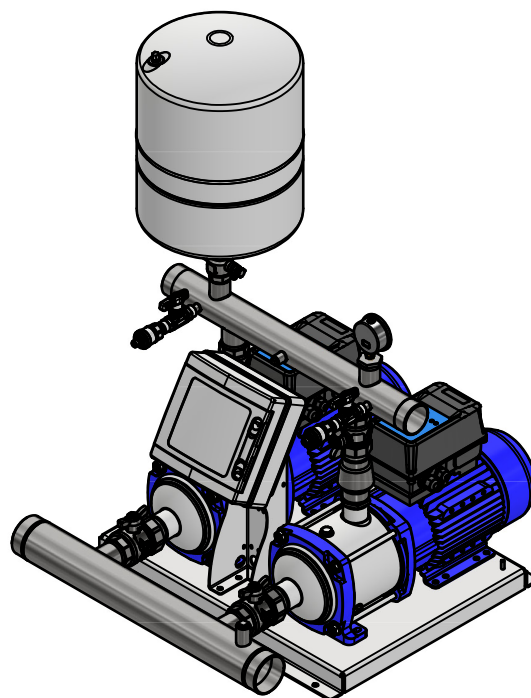
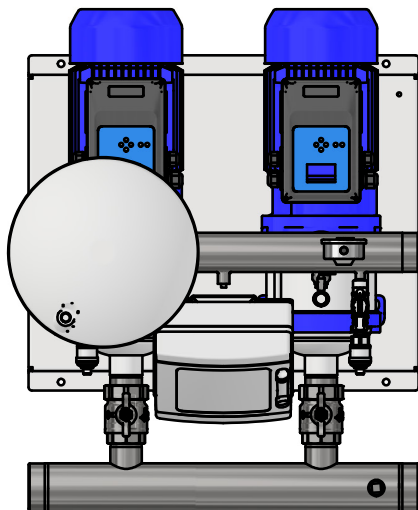
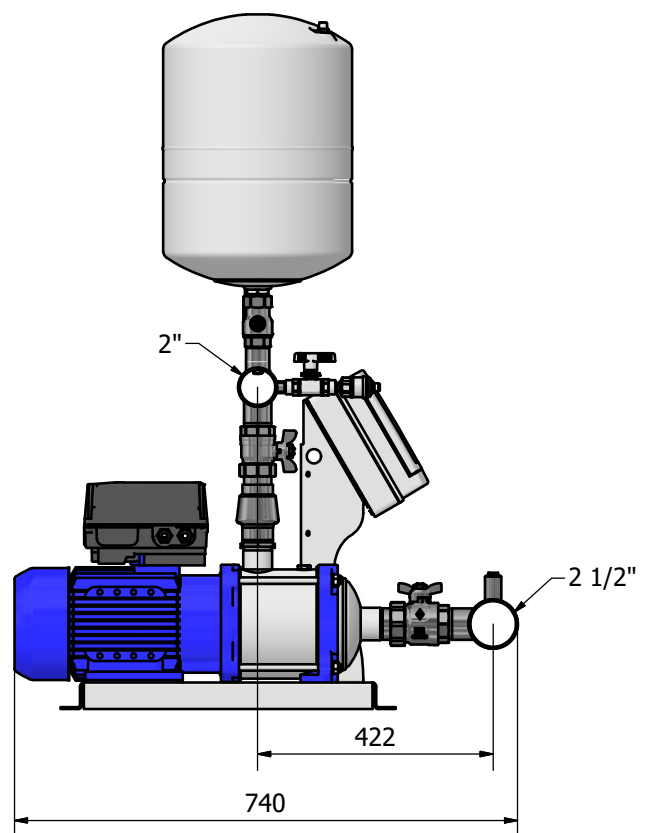
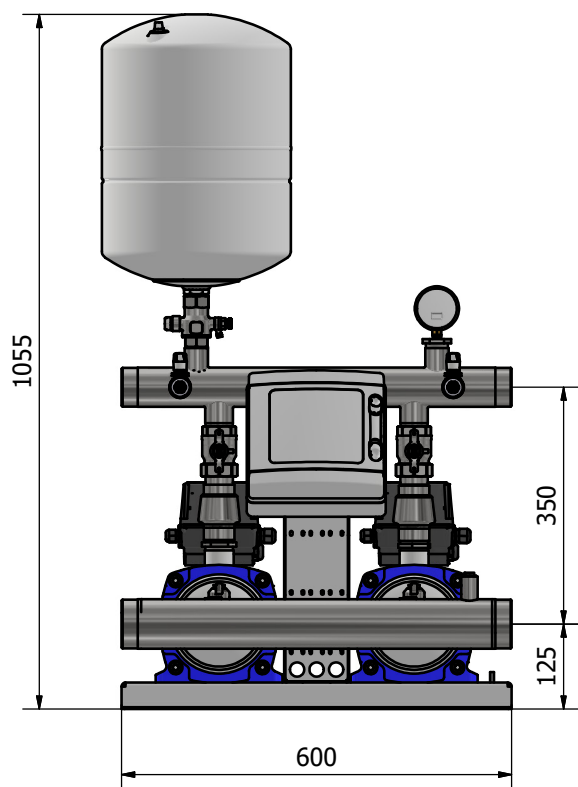
Product Code Structure

	SP2V - 10HM04S- VARiFLO - 24
Product Prefix	SP2V
Number of Pumps	10
Variable Speed	HM04S
Pump Model	VARiFLO
Controller Type	
Vessel Size	24

Pump Characteristic SP2V-10HM04S-VARiFLO-24



Aquaboost Model		SP2V-10HM04S-VARiFLO-24 62032
General	Warranty	2 Years
	WRAS approval	241004717
	KIWA approval	Regulation 4 Approved
	Conformity certification	CE / UKCA
Features	Dry run protection	✓
	Glycerine filled pressure gauge	✓
	Pump check valve(s)	✓
	BMS volt-free contacts	✓
Performance	Nominal head	3.6 bar
	Maximum head (closed valve)	4.8 bar
	Nominal flow rate	10 m ³ /h (per pump)
	Maximum flow rate	14 m ³ /h (per pump)
	Minimum static inlet pressure	1 metre
	Maximum static inlet pressure	10 metres
	Maximum ambient air temperature	Max 40 °C
	Water temperature range	Min 4 °C / Max 23 °C
	Maximum working pressure (kPa / bar)	1000 kPa / 10 bar
Connections	Inlet	2 1/2" BSP
	Outlet	2" BSP
Manifold	Manifold construction	Stainless steel
	Pump isolation valves	Full bore, lever
Pump	Number of pumps	2
	Pump type	Multistage centrifugal (horizontal)
	Pump body	Stainless steel
	Impeller	Stainless steel
	Mechanical seal	EPDM / Silicon Carbide / Carbon
	Motor type	Induction (current overload sensor)
	Duty rating	Continuous (S1)
Electrical	Power supply / phase / frequency	230 V / 1 / 50Hz
	Power consumption	1.5 kW (per pump)
	Current – full load	6.0 Amps (per pump)
Physical	Enclosure protection	IP55
	Width	635 mm
	Depth	740 mm
	Height	1055 mm
	Weight	70 kg



*Please add 32mm to the total height from the base of the pump when AV mounts are used.