3P Rainus

Art.-Nr. 2000700 grey
Art.-Nr. 2000790 brown

3P Technik

Description:

Rainwater Filter for installation in the lower section of the downpipe. It is easy to monitor due to its installation position in the downpipe. No need to lift heavy lids or to climb down into storage tanks, as required when filters are installed underground.
The downpipe filter where the cleaned rainwater flows out down the filter pipe.

The 3P Rainus is also ideal for re-fitting of equipments which are not disposing of a filter.
Simple installation and maintenance depending on contamination. To clean, slide the filter unit out, and brush off any dirt.

Connection capacity for roof areas up to 70 m²

Max. Flow Rate Sieve insert aprox. 0,6 l/sec = aprox. 2 m³ cleaned water per hour.

Installation in standpipes at Ø 80 or 110 mm. The upper connection can accept metal downpipes of 80 and 100.

The cleaned water can be used in washing machines, toilet flushing and garden watering, in homes, in commerce, in public buildings and in industry.

How it works:

1. The falling rainwater´s energy is attenuated by baffles in the upper filter housing.

2. Rainwater is then calmed in a small sump.

3. Water then weirs over the sump lip, and is distributed evenly across the primary cascade, the first cleaning step.

4. The primary cascade filters out any large or coarse particles, such as leaves and moss.

5. Below and behind the primary cascade is a finer secondary filter.

6. Fine and coarse particles are ejected from the front of the filter.

7. Cleaned rainwater flows out of the filter outlet to a storage tank or to the point of use or disposal system.

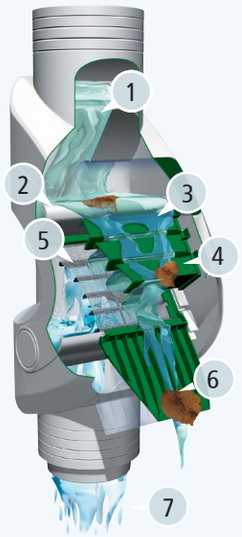

Technical Data:

Installation in standpipes at Ø 80 or 110 mm. The upper connection can accept metal downpipes of 80 and 100.

The filter is aprox. 50,5 cm high and 17 cm wide. It needs very little space behind it and altogether it is just 22 cm deep.

Housing material: ABS
Filter sieve: Stainless steel 1.403

Mesh size 0,7 x 1,7 mm

Weight: 2,0 kg

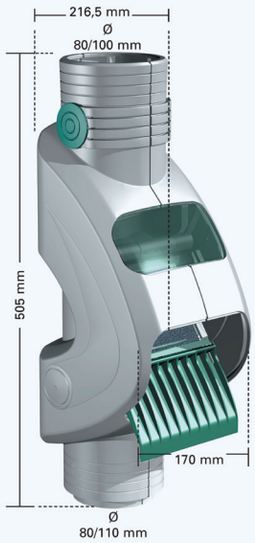

Example 1:

The 3P Rainus is also ideal for re-fitting of equipments yet existing, like for example old pits, where you cannot re-install an integrated filter because of space.

Example 2:

The 3P Rainus is also a cheap alternative in case of a new installation of a rainwater tank, as the roof area is not bigger than 70 m².



Example 3:

The 3P Rainus was especially designed for soakaway systems which have to be protected of contamination. Subterranean installed systems have to beware their functionality for years.



Text for invitation of tenders:

Pos.	Quantity	Article	Price in €
1.1	_____	3P Rainus	_____

Rainwater filter for installation in downpipe DN 80/DN 100 and standpipe DN 80/DN 110.

Application area especially for equipments without possibility of connection to a sewer system, like for example soakaway systems.

Dirt is ejected from the front of the filter, cleaned water flows out of filter outlet to the connected system.

Advice:

The filter was designed for normal rainfalls, where it can obtain its optimal efficiency. In deluge conditions, some water can also be ejected, particularly where there are a lot of leaves.

Advice:

We recommend to install the 3P Rainus with a small gravel soakaway, or to ground sloping away from the house.



Observations:

Packing:
in 8 languages and 4 colors

Packing unit:

Covering box: 790x575x700mm: 12 pieces
Pallet: 72 pieces

EAN:

4018712000214 grey 2000700
4018712001037 brown 2000790