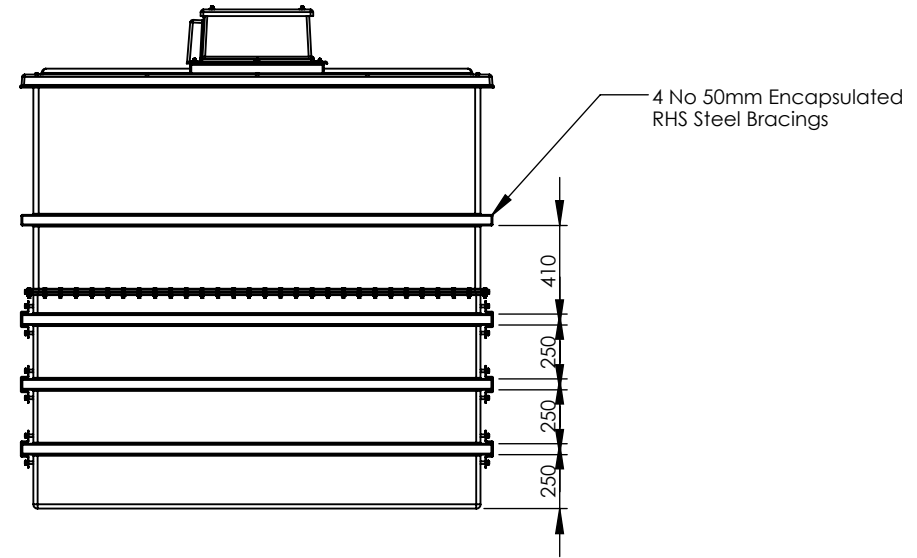
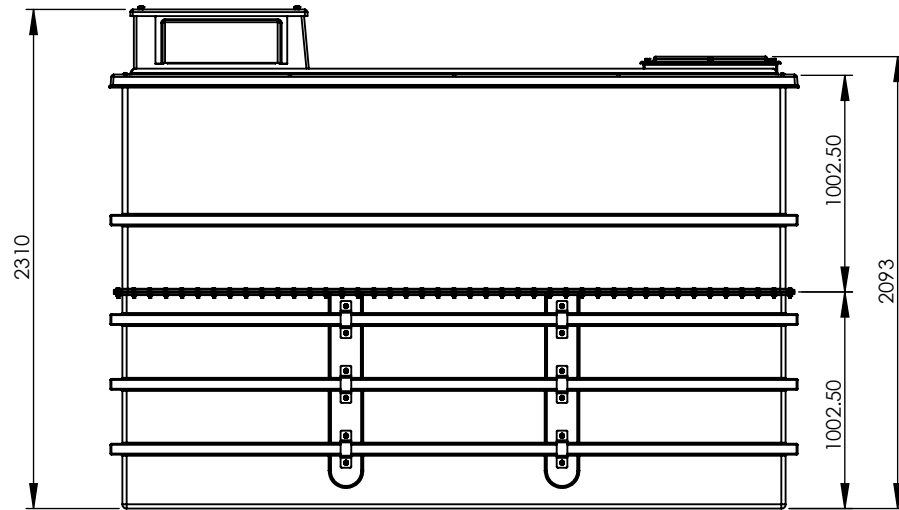
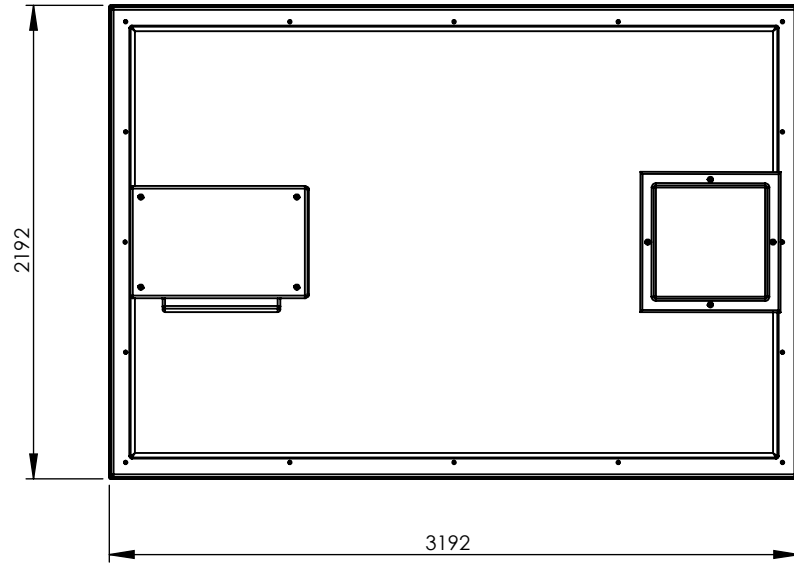
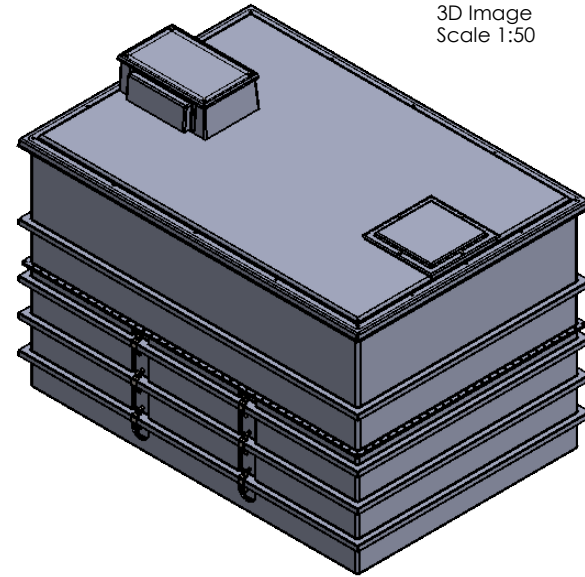




3D Image  
Scale 1:50



TITLE  
PW12000.INS-2.AB.4

DRAWN BY C.MORRIS DATE 28/11/2017

CUSTOMER CUSTOMER

NOTE:  
All Tanks Direct tanks must be fully supported on a flat, level & continuous foundation providing structural support to the tank when full to maximum operating capacity. It is essential that the user refers to the conditions of installation document prior to the installation of the tank. Under no circumstances should the tank body be used to provide support to pipework and ancillary items. The tank lid is a structural part of the tank and must be in place and fitted correctly when water is contained within the tank.

DESCRIPTION:  
PW12000-2 piece cold water storage tank c/w raised float valve housing to provide an AB Air gap

A4

ALL DIMENSIONS IN MM - DO NOT SCALE

| DATE       | VERSION | NOTES       |
|------------|---------|-------------|
| 06/09/2017 | A       | FIRST ISSUE |
|            |         |             |
|            |         |             |
|            |         |             |
|            |         |             |

TANK SPECIFICATION :

|                      |                      |
|----------------------|----------------------|
| INTERNAL DIMENSIONS  | 3000 x 2000 x 2000mm |
| EXTERNAL DIMENSIONS  | 3192 x 2192 x 2310mm |
| NOM. CAPACITY        | 12,000 Litres        |
| DRY WEIGHT           | 525 KG Estimated     |
| INSULATION THICKNESS | 25mm                 |
| WRAS CERT. NUMBER    | 1310072              |
| MATERIAL             | GRP                  |



SCALE:1:35 SHEET 1 OF 1