

General Conditions of Installation

TANKS DIRECT



General Conditions of Installation Sectional Tanks

Internally Flanged Base Tanks (IFB)

For the successful installation of our internally flanged base sectional tanks the following are required:

- The foundation area must be a minimum of 450mm greater in length and width than the internal dimensions of the tank.
- The foundation must be constructed so as to be capable of supporting the tank maximum weight when full.
- The foundation must be flat, level & continuous and be no more that $\pm 2\text{mm}$ over any given metre and no more that $\pm 6\text{mm}$ over 6 metres in any direction.
- The foundation must be free of any local high & low spots, protrusions and debris of any kind.

Externally Flanged Base Tanks (EFB)

For the successful installation of our externally flanged base sectional tanks the following are required:

- The supports must be concrete, brick or steel and be constructed so as to be capable of supporting the tank maximum weight when full.
- Supports must run in one direction only, be a maximum of 150mm wide and be at either 1000mm or 500mm centres depending on the height and configuration of the tank.
- Supports must be parallel and flat and be no more that $\pm 2\text{mm}$ over any given metre and no more that $\pm 6\text{mm}$ over 6 metres in any direction.
- The foundation must be free of any local high & low spots, protrusions and debris of any kind.

Access (Internally & externally flanged base tanks only)

Our sectional tanks require a minimum of 500mm working clearance all around the gross external footprint dimensions of the tank, a minimum of 600mm above the man-way height and for tanks constructed on supports, a minimum of 600mm access height to the underside of the tank.

Totally Internally Flanged Tanks (TIF)

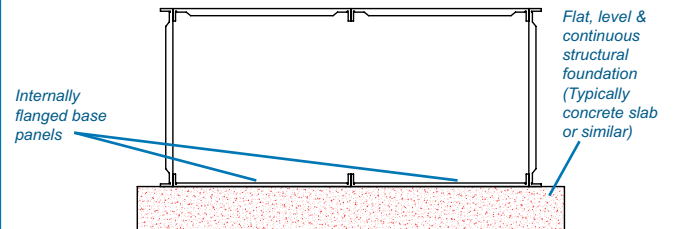
For the successful installation of totally internally flanged sectional tanks the following are required:

- The foundation area must be a minimum of 50mm greater in length and width than the external dimensions of the tank.
- The foundation must be constructed so as to be capable of supporting the tank maximum weight when full.
- The foundation must be continuous and be no more that $\pm 2\text{mm}$ over any given metre and no more that $\pm 6\text{mm}$ over 6 metres in any direction.
- The foundation must be free of any local high & low spots, protrusions and debris of any kind.

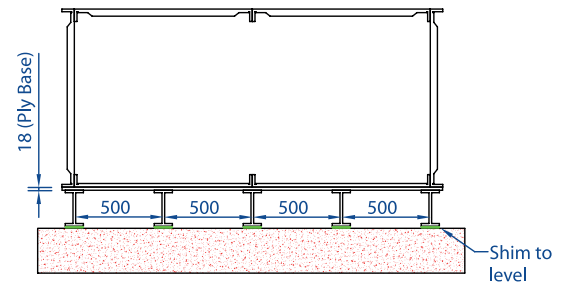
Access (Totally internally flanged tanks only)

Our sectional tanks require a minimum of 50mm working clearance all around the tank, a minimum of 600mm above the man-way height.

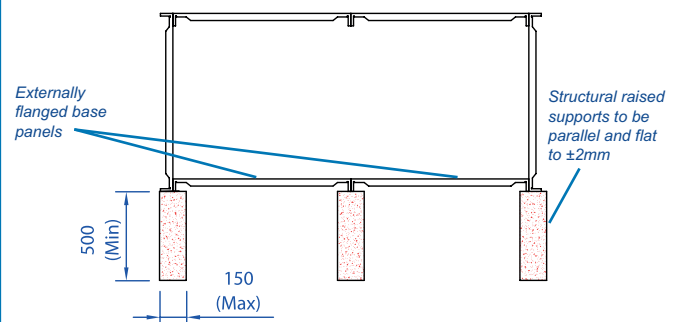
IFB and TIF Tanks



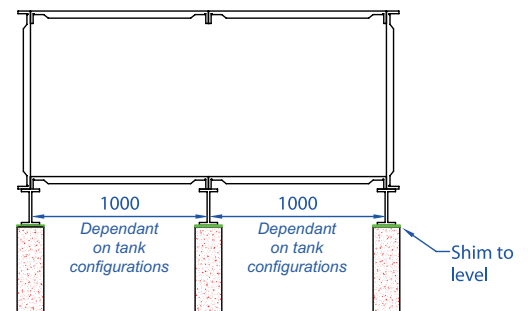
If the tolerances cannot be met with a concrete base, we can supply, position and shim the necessary steelwork overlaid with marine grade ply boarding to provide a flat and level foundation.



EFB Tanks



If the tolerances cannot be met with the raised supports, we can supply, position and shim the necessary steelwork to provide a level foundation.



General Conditions of Installation

TANKS DIRECT



Foundation Materials

When We provide foundation materials, comprising individual steels overlaid with ply boarding, these materials are only suitable for positioning onto an existing solid continuous floor and will NOT be suitable for positioning onto existing raised supports unless stated otherwise. It is essential that precise details of any existing supports are provided before specification and/or pricing of suitable foundation materials can be provided. If no specific information is provided it will be presumed that the tank is to be positioned onto a flat continuous floor. Please note that where foundation materials comprise steels and ply boarding, these are NOT suitable for locating outdoors. Tanks which are to be located outdoors, when combined with foundation materials require reinforced base panels. It is ESSENTIAL that this information is provided to us prior to the agreed installation date. If in doubt PLEASE ASK.

Commissioning & Testing of Tanks

- Unless otherwise stated commissioning & testing of the tank is not included in this quotation, and is the responsibility of the client.
- It is essential that the tank is filled, commissioned and tested within 10 days from the date of erection of the tank. Any leaks reported within this 10 day period will be inspected and rectified free of charge.
- If the tank is not filled, commissioned and tested within the 10 day period, any return to site to inspect and rectify leaks will be charged for.
- Once filled, the tank must remain filled. It is not acceptable to fill one compartment of a twin or multi compartment tank. Sectional tanks are designed to operate with all compartments filled to operating capacity.
- No liability for consequential damage caused by leakage as a result of testing will be accepted by Tanks Direct Ltd.
- If the client requires the tank erection team to be present on the day of filling of the tank; this can be arranged and will be charged for as an extra service.

General Conditions of Installation - Sectional Tanks

- Off-loading is the responsibility of the client; no offloading has been included in this quotation. Once delivered; the tank panels and associated parts must be stored in a safe, secure dry area. Any items deemed damaged or missing on inspection on the agreed date for tank assembly on site will be charged for. This may cause erection of the tank to be delayed resulting in un-planned return visits to site the responsibility of which is not accepted by Tanks Direct Ltd.
- All pricing detailed in this quotation is based upon work taking place during normal working hours, weekday periods only. Out of hours or unsociable working hours (if available) will incur additional costs.
- On the agreed date of erection of the tank all items relating to the tank must already have been positioned adjacent to the area where the tank is to be built. Any trekking of panels is not included for in this quotation. If all items are not adjacent to the area, additional cost will be incurred and erection may be delayed resulting in return visits to site which will be charged for.
- The tank foundation and general area MUST be clear and free from equipment of any kind. The only exclusions to this are the tank components which have been supplied by Tank Direct Ltd which may be positioned/stored on the foundation area.
- Assembly of the tank will require uninterrupted access to the tank room and/or general area. It will not be possible to assemble the tank if other trades are working within the gross footprint area of the tank. The gross footprint area is deemed as + 500mm all round the gross external dimension of the tank.
- It is the responsibility of the client to ensure that the configuration and specification of the tank and/or all associated connections & equipment detailed in this quotation are suitable for the application & requirements of the client.
- Any craneage and similar equipment required for offloading and positioning materials will be supplied by and arranged by the client free of charge to Tanks Direct Ltd.
- All power, heating, lighting and similar facilities and all welfare facilities required to enable the erection of the tank must be provided free of charge.
- Any scaffolding or any other similar safety equipment is to be provided free of charge, and is not the responsibility of Tanks Direct Ltd.

On Site Induction

Our sectional tank assembly engineers agree to undertake an on site induction prior to work commencing. On site inductions must take place no later than 8.15 am and be a maximum of 1 hour duration. It is not acceptable to undertake multiple site inductions on the same site for the same project.

Aborted Site Visit

If on the agreed date of erection of the tank, the existing foundation is not to the above detailed tolerances or is generally unsuitable, or any of the general conditions detailed have not been adhered to, the erection engineers will wait on site for a maximum of 1 hour to enable others to re-locate components and materials and/or carry out corrective work. If, due to the resulting delay, the tank cannot be erected in the remaining time available, an additional site visit may be required and additional costs will be incurred.

In the event of the erection of the tank not taking place or not being completed within the allotted time frame or for any reason which is not the responsibility of Tanks Direct Ltd a charge will be made for the aborted visit and/or re-visit to site.

Connections

- Where connections are either factory fitted or fitted on site, our engineers ensure that a water tight seal is made.
- If leaks are reported from any connection, we will if required, return to site to inspect the connection.
- Upon inspection where any connection has been either:
 - Over-tightened when tightening compression joint to pipe-work, thus moving the fitting & disturbing the seal.
 - Subjected to heat from localized brazing, soldering or similar, thus damaging the sealant.
 - Damaged or disturbed in any way which is not the responsibility of Purerwater Storage Ltd.
- a charge will be made for the return visit and any replacement connections will be charged for.
- No liability for consequential damage caused by leakage as a result of testing will be accepted by Tanks Direct Ltd.
- If the client requires the tank erection team to be present on the day of filling of the tank; this can be arranged and will be charged for as an extra